



Hot runner nozzle type 12SET/12DET

Open single nozzle with conventional heating element

TECHNICAL DATA

12SET/12DET

Melt channel Ød	12.0 mm					
Nozzle type	SET – open with tip DET – open with straight outlet					
Operating voltage	230 V _{AC} *					
Nominal length of the nozzle (L) in mm						
60	80	100	120	150	200	250
■	□	■	□	□	■	□
Adapter	straight (G)/radius (R)/ angle (W)					

Contact us for other nozzle lengths!

*Volts alternating current

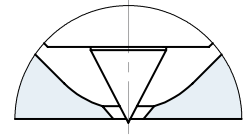
■ available □ on request

NOTE

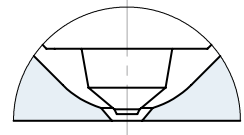
Power connector CMT and thermocouple connector CMLK are to be ordered separately.



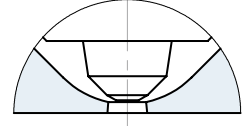
SET – open nozzle with tip
version "Tip"
Antechamber version A



DET – open nozzle with straight outlet
version C
Antechamber version A



DET – open nozzle with straight outlet
version A
Antechamber version C

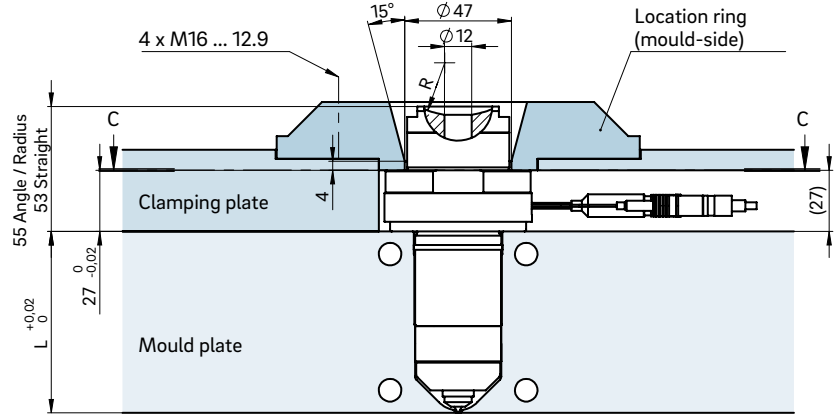
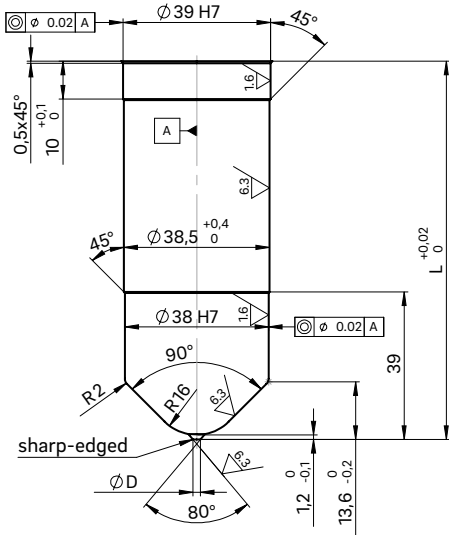


WEBCODE
21030



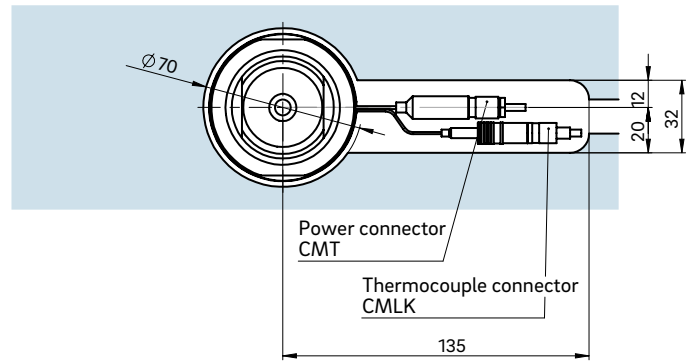
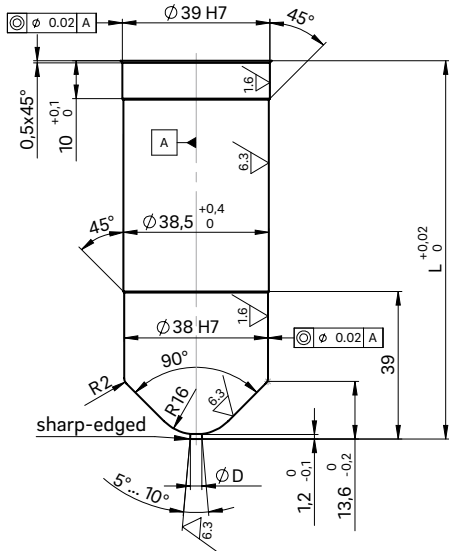
INSTALLATION

Open nozzle with tip
Nozzle type version C
Antechamber version A



Cross-section C-C: Cutout for nozzle head, power and thermocouple plug connections

Open nozzle with straight outlet
Nozzle type version A
Antechamber version C



- ① Power and thermocouple plug connections in this area can be bent once; minimum radius: R8