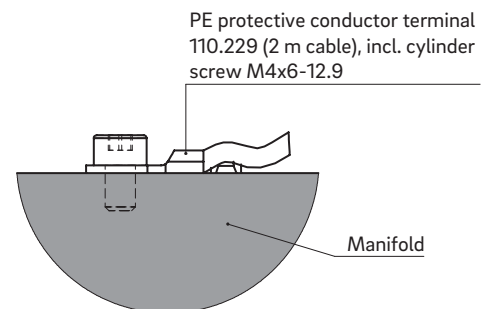
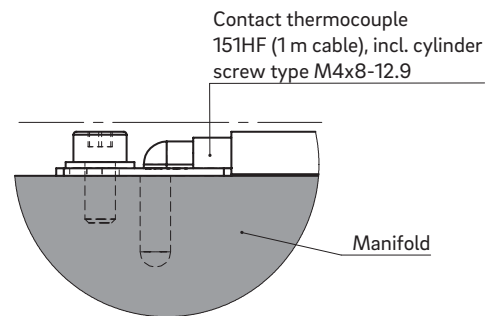
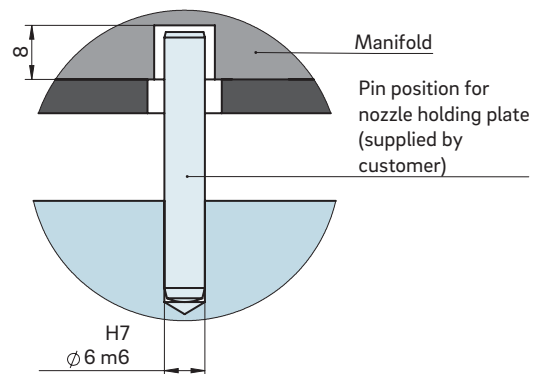




Cross manifold type NKCP4/NKDP4

Manifold length (VL) 240/270/300



TECHNICAL DATA

NKCP4/NKDP4 240/270/300

Manifold height (VH) NKCP: 36 mm
NKDP: 46 mm

Operating voltage 230 V_{AC} *

Manifold length (VL)	240	270	300
Pin position (SP)	81.0	87.5	101.0
Dimension B	127.0	156.6	187.0
Control circuits	2	2	2
Power (watts) per control circuit	2 × 1000	2 × 1350	2 × 1500

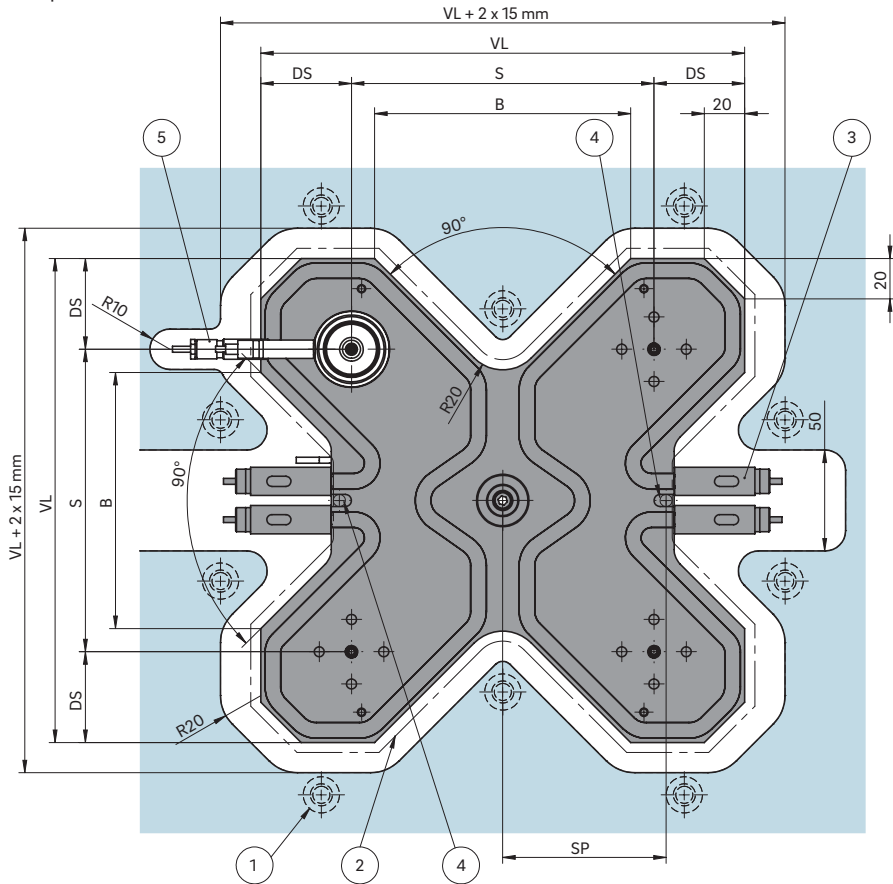
*Volts alternating current

WEBCODE
33090



INSTALLATION

Nozzle tip view

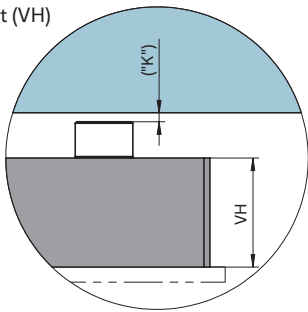


DS Edge distance:
 a. min. 35.0 with nozzle size ≤ 6
 b. min. 45.0 with nozzle size 8 or 10
 c. min. 50.0 with nozzle size ≥ 12

S Pitch between the nozzles

- ① Screw connection close to manifold
- ② High-temperature insulation plate
- ③ Heating connections
- ④ Possible pin position
- ⑤ Opening and plug location dependent upon nozzle type

Manifold height (VH)



Dimension "K" required for heat expansion is to be ensured by grinding the pressure pad (12 + 0.1 mm)! Determine the difference between the height of the manifold system and the height of the frame plate when installed! ΔT specifies the temperature differential between the processing temperature and the mould temperature!

VH	ΔT (°C)	100	150	200	250	300	350
36 mm	K (mm)	0.021	0.059	0.098	0.137	0.177	0.217
46 mm	K (mm)	0.033	0.078	0.124	0.170	0.218	0.264

Design examples/Balancing

Type		NKCP = 36 (VH) Melt channel $\varnothing d$ in mm	NKDP = 46 (VH) Melt channel $\varnothing d$ in mm	Number of drops
NK_P4B	d...	≤ 8 DS min. 35	≥ 10 to 12 DS min. 50	4

B = balanced